

Scaled data based on original data using  
LM-79-08 Approved Method: Electrical and Photometric Measurements of Solid-  
State Lighting Products

Test Report Prepared for  
Cooper Lighting Solutions  
(formerly Eaton)

Brand: McGRAW-EDISON

Report Number: P385627

Luminaire Tested: **GWC-SA1B-722-U-RW**

Issue Date: 3/3/2020

**Test Information**

Test Method: LM-79-08  
Report Number: P385627  
TEST IS SCALED FROM IESNA LM-79-08 TEST DATA (G2-1903-205-7)  
Test Lab: INNOVATION CENTER  
Issue Date: 3/3/2020  
Manufacturer: COOPER LIGHTING SOLUTIONS (FORMERLY EATON)  
Product Line: MCGRAW-EDISON  
Catalog Number: GWC-SA1B-722-U-RW  
Description: GALLEON WALL LUMINAIRE  
(1) 70 CRI, 2200K, 800mA LIGHTSQUARE WITH 16 LEDS AND RECTANGULAR WIDE OPTICS  
Light Source: -  
Ballast/Driver: ELECTRONIC DRIVER

**Summary**

Lumens per Lamp: N/A  
Luminaire Lumens: 4586 lumens  
Efficiency: N/A  
Efficacy: 104.2 lumens/watt  
Luminous Opening: Rectangular (W 0.5' x L: 0.5' x H: 0')  
IES Classification: Type III - Short  
BUG Rating: B2 - U0 - G2

Input Watts (W): 44  
Input Voltage (V): NR  
Input Current (A<sub>in</sub>): NR  
Voltage Rise (V): NR  
Power Factor: NR  
Total Harmonic Distortion (THDi): NR  
Frequency (hertz): 60  
Stabilization Time: NR  
Operation Time: NR  
Ambient Temperature (°C): NR  
Test Distance: 24 FT

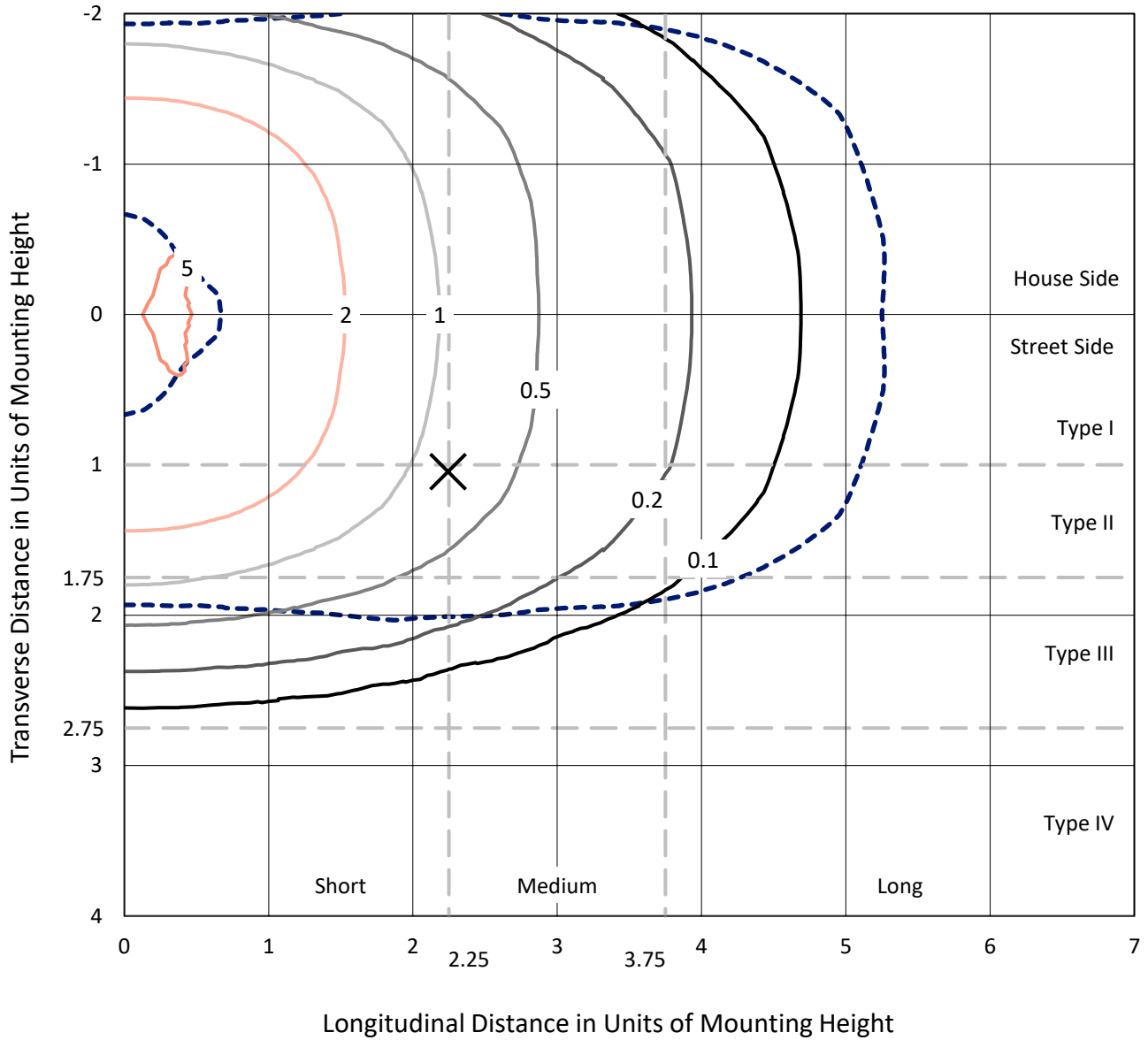


REPORT NUMBER: P385627

CATALOG NUMBER: GWC-SA1B-722-U-RW

### Iso-Footcandle Lines of Horizontal Illumination

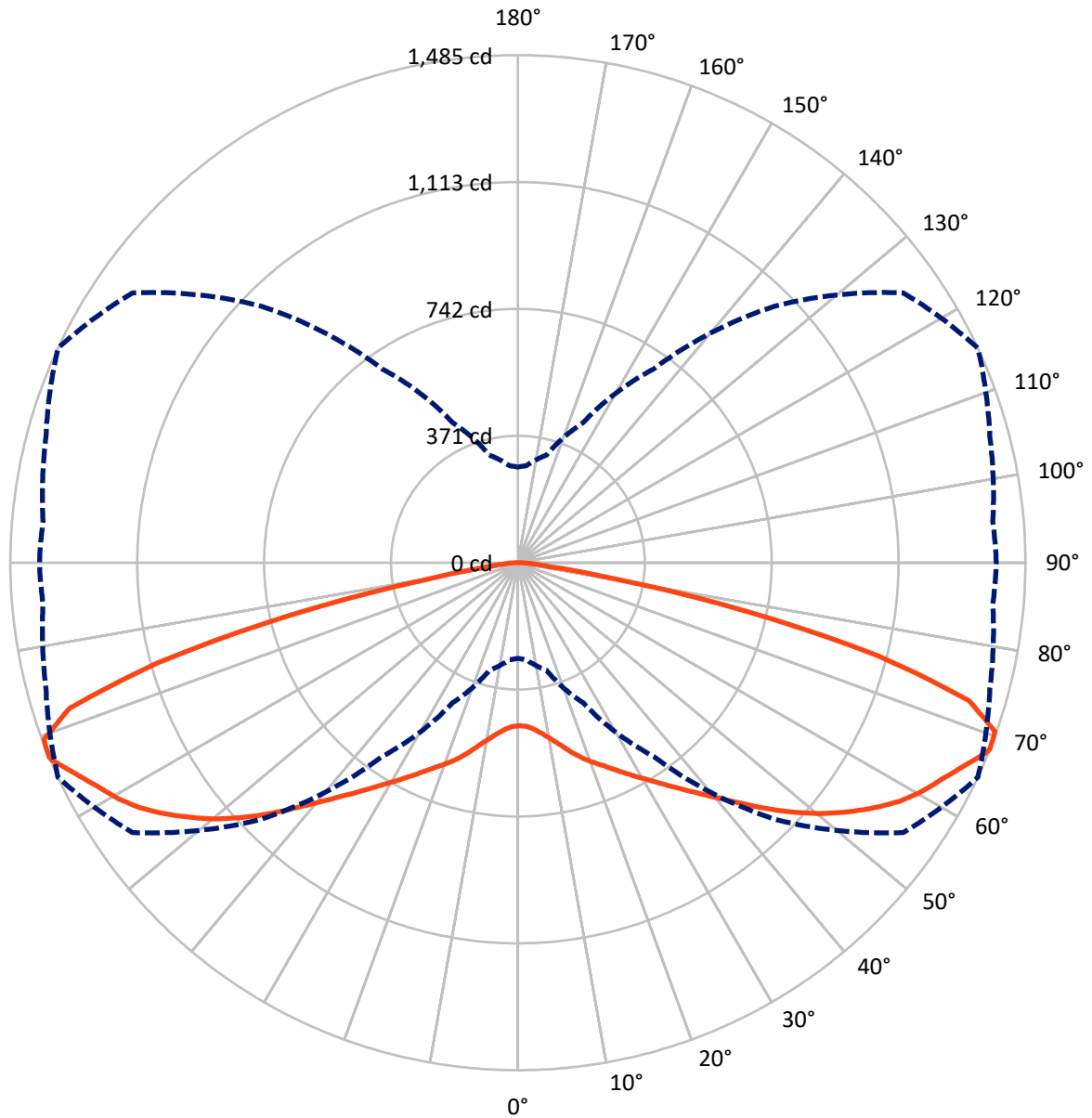
✕ Max cd  
 - - - 1/2 Max cd



Based on 10 foot mounting height. Maximum calculated value = 5.4 fc  
 Type III - Short - N/A

REPORT NUMBER: P385627  
CATALOG NUMBER: GWC-SA1B-722-U-RW

### Luminous Intensity Polar Plot



— Vertical Plane Through 65-Deg Lateral    - - - Horizontal Cone Through 68-Deg Vertical

REPORT NUMBER: P385627

CATALOG NUMBER: GWC-SA1B-722-U-RW

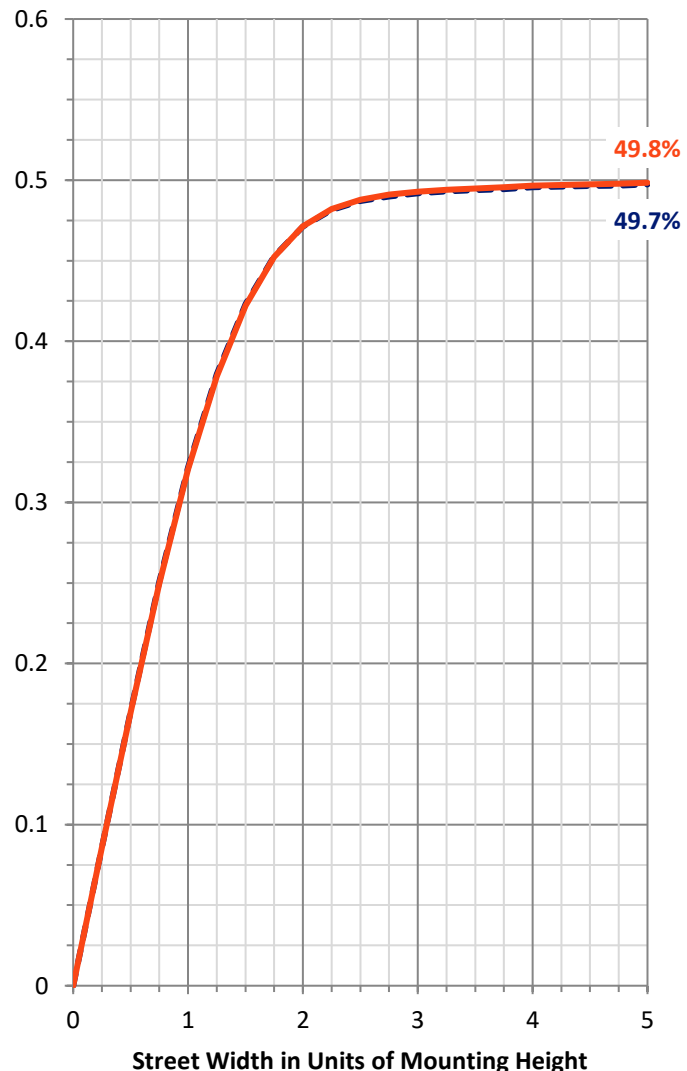
**FLUX DISTRIBUTION:**

		Downward	Upward	Total
<b>House Side</b>	Lumens	2293.0	0.0	2293.0
	% Fixture	50.0	0.0	50.0
<b>Street Side</b>	Lumens	2293.0	0.0	2293.0
	% Fixture	50.0	0.0	50.0
<b>Total</b>	Lumens	4586.0	0.0	4586.0
	% Fixture	100.0	0.0	100.0

**Coefficient of Utilization**

**ZONAL LUMENS:**

Zone	Lumens	% Fixture
0°-10°	46.7	1.0
10°-20°	156.3	3.4
20°-30°	304.8	6.6
30°-40°	512.0	11.2
40°-50°	806.8	17.6
50°-60°	1078.9	23.5
60°-70°	1048.8	22.9
70°-80°	573.3	12.5
80°-90°	58.3	1.3
90°-100°	0.0	0.0
100°-110°	0.0	0.0
110°-120°	0.0	0.0
120°-130°	0.0	0.0
130°-140°	0.0	0.0
140°-150°	0.0	0.0
150°-160°	0.0	0.0
160°-170°	0.0	0.0
170°-180°	0.0	0.0
0°-90°	4586.0	100.0
0°-180°	4586.0	100.0



REPORT NUMBER: P385627

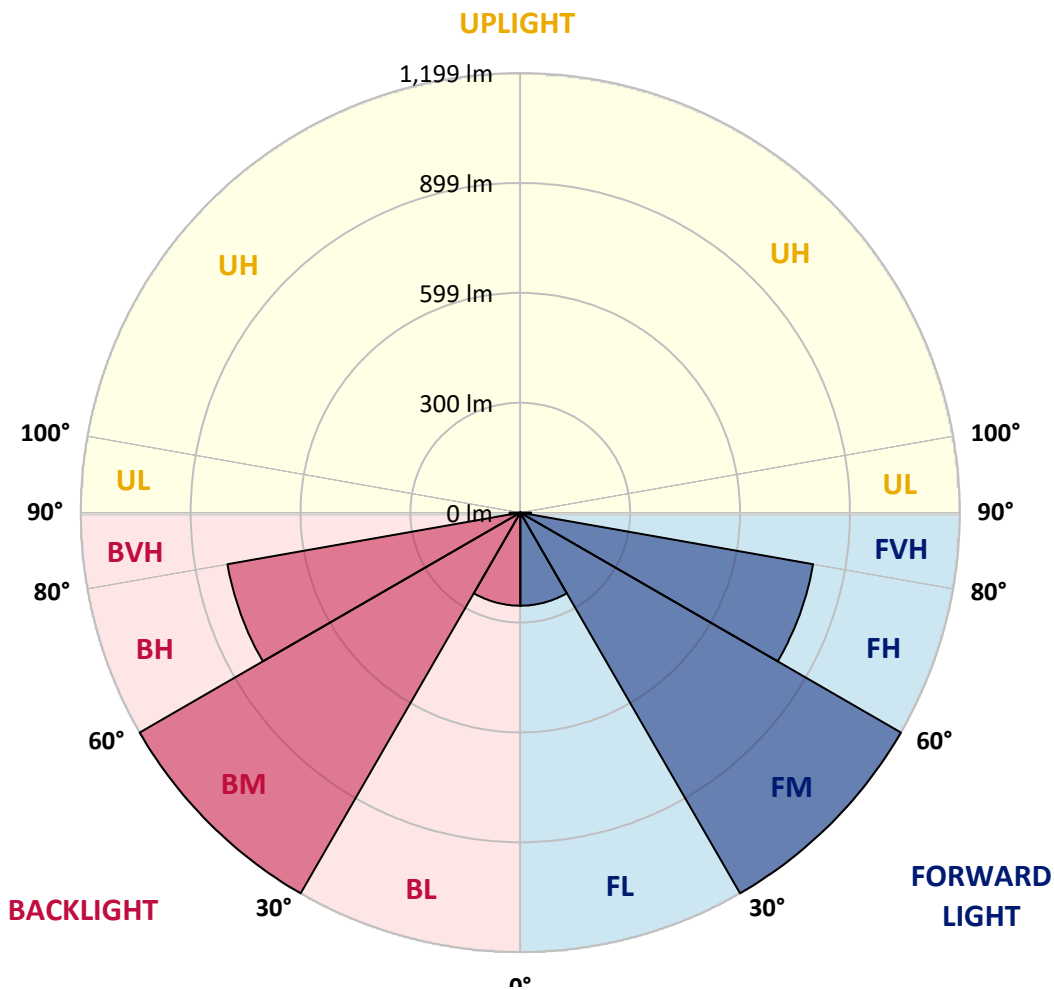
CATALOG NUMBER: GWC-SA1B-722-U-RW

**LUMINAIRE CLASSIFICATION SYSTEM LUMEN TABLE AND BUG RATING:**

Zone	Lumens	% Fixture	Zone Rating/Lumen Limit		
			B	U	G
FL (0°-30°)	253.9	5.5			
FM (30°-60°)	1198.9	26.1			
FH (60°-80°)	811.1	17.7			G1/1800
FVH (80°-90°)	29.2	0.6			G1/100
BL (0°-30°)	253.9	5.5	B1/500		
BM (30°-60°)	1198.9	26.1	B2/2500		
BH (60°-80°)	811.1	17.7	B2/1000		G2/1000
BVH (80°-90°)	29.2	0.6			G1/100
UL (90°-100°)	0.0	0.0		U0/0	
UH (100°-180°)	0.0	0.0		U0/0	

**BUG Rating: B2-U0-G2**

Type III Short





REPORT NUMBER: P385627  
 CATALOG NUMBER: GWC-SA1B-722-U-RW

**CANDELA DISTRIBUTION (FULL):**

	0°	5°	15°	25°	35°	45°	55°	65°	75°	85°	90°
0°	476.8	476.8	476.8	476.8	476.8	476.8	476.8	476.8	476.8	476.8	476.8
2.5°	473.5	473.6	474.4	475.3	476.1	478.1	478.5	479.3	479.6	480.4	480.4
5°	469.3	469.6	471.5	473.9	476.7	481.6	485.1	489.1	491.1	493.3	493.1
7.5°	468.8	469.6	472.2	476.2	480.8	489.0	496.4	504.4	509.7	514.7	514.4
10°	473.6	474.8	478.5	484.5	491.4	501.6	512.5	523.3	532.7	540.2	540.5
12.5°	480.8	482.4	488.2	497.3	507.7	520.8	533.7	545.9	558.8	570.0	570.9
15°	490.4	492.4	501.1	514.7	530.7	546.2	560.0	572.5	587.4	602.9	604.5
17.5°	504.5	507.3	518.8	537.1	558.2	575.2	589.7	599.1	611.5	627.5	630.5
20°	526.0	529.6	544.2	566.0	591.7	609.5	620.6	622.6	628.8	643.1	646.4
22.5°	554.0	557.1	573.4	599.4	628.1	647.5	653.4	645.4	644.8	656.3	659.5
25°	585.2	588.0	606.9	636.1	667.0	688.4	688.3	672.7	662.0	670.9	674.3
27.5°	620.3	624.6	642.8	673.5	706.6	727.6	726.4	702.4	682.0	684.3	687.2
30°	660.6	665.4	683.0	714.3	747.3	767.9	766.4	734.7	704.0	697.8	700.0
32.5°	710.6	716.3	733.0	763.8	793.0	811.6	807.1	769.8	730.4	717.0	719.0
35°	770.7	774.1	791.8	822.0	845.7	858.5	849.1	810.4	763.9	747.8	747.8
37.5°	831.6	834.2	854.0	883.4	906.3	913.1	894.8	854.8	807.7	784.8	785.3
40°	890.0	897.1	919.4	949.5	972.1	974.0	949.7	905.5	856.5	832.8	835.6
42.5°	951.1	958.0	984.6	1018.7	1038.7	1041.8	1013.3	962.4	911.5	892.3	895.4
45°	1005.5	1011.0	1041.8	1081.5	1106.4	1114.4	1080.7	1027.6	971.0	952.3	953.1
47.5°	1043.5	1050.7	1084.5	1131.3	1167.6	1179.9	1146.8	1091.1	1029.6	1006.9	1008.9
50°	1077.9	1081.8	1116.1	1167.1	1213.2	1238.6	1210.3	1153.9	1088.8	1064.7	1066.8
52.5°	1097.1	1102.1	1135.3	1188.5	1243.1	1284.0	1266.7	1210.3	1146.0	1122.5	1125.1
55°	1083.8	1087.5	1127.3	1193.2	1261.5	1312.0	1314.6	1265.5	1202.2	1181.6	1188.9
57.5°	1022.9	1027.5	1076.1	1162.5	1263.8	1330.9	1350.5	1316.7	1254.6	1237.8	1242.1
60°	927.7	930.6	982.4	1079.6	1218.9	1338.7	1373.5	1358.5	1306.0	1289.2	1295.0
62.5°	758.1	762.4	824.4	954.6	1124.0	1315.5	1395.6	1393.1	1353.8	1338.4	1343.6
65°	518.2	525.7	594.3	759.0	977.8	1244.4	1415.7	1433.4	1396.1	1376.7	1383.6
67.5°	312.9	318.5	368.1	501.1	748.2	1101.1	1395.0	1479.3	1425.9	1394.7	1400.4
68°	279.7	284.8	326.3	452.2	692.1	1060.7	1376.1	1484.5	1429.1	1394.4	1399.4
70°	169.0	172.4	200.2	279.6	461.5	841.4	1247.1	1480.2	1449.7	1398.7	1401.6
72.5°	110.1	111.2	115.8	143.5	235.7	470.5	936.0	1379.3	1480.6	1423.7	1423.3
75°	91.5	90.9	91.3	94.6	116.2	206.4	547.0	1089.6	1411.4	1384.2	1374.5
77.5°	77.3	76.9	76.7	76.9	77.8	99.6	237.4	678.7	1080.1	1224.5	1233.1
80°	62.6	62.0	64.0	63.0	60.3	62.0	99.5	282.3	509.1	547.7	513.3
82.5°	45.5	43.2	51.8	49.4	47.1	43.7	54.9	91.2	121.5	83.3	58.6
85°	35.1	32.6	39.4	37.8	32.3	22.3	32.6	44.6	49.2	28.1	22.1
87.5°	14.3	15.1	28.4	22.5	18.9	10.8	13.4	17.8	24.0	12.0	9.2
90°	0.0	0.0	0.0	0.0	0.0	0.0	0.0	0.0	0.0	0.0	0.0

Signify Classified - Internal  
Cooper Lighting Solutions Photometric Lab  
1121 Highway 74 South  
Peachtree City, GA 30269

Scaled Data Report



Report Generated By 670245982



Signify Classified - Internal  
Cooper Lighting Solutions Photometric Lab  
1121 Highway 74 South  
Peachtree City, GA 30269

Scaled Data Report



Signify Classified - Internal  
Cooper Lighting Solutions Photometric Lab  
1121 Highway 74 South  
Peachtree City, GA 30269

Scaled Data Report



Signify Classified - Internal  
Cooper Lighting Solutions Photometric Lab  
1121 Highway 74 South  
Peachtree City, GA 30269

Scaled Data Report





--- HS — SS

Signify Classified - Internal  
Cooper Lighting Solutions Photometric Lab  
1121 Highway 74 South  
Peachtree City, GA 30269

Scaled Data Report



u

Signify Classified - Internal  
Cooper Lighting Solutions Photometric Lab  
1121 Highway 74 South  
Peachtree City, GA 30269

Scaled Data Report



(END OF REPORT)